

Frozen Shoulder Rehabilitation Exercises

- **Wand exercises**
 - A. **Flexion:** Stand upright and hold a stick in both hands, palms down. Stretch your arms by lifting them over your head, keeping your elbows straight. Hold for 5 seconds and return to the starting position. Repeat 10 times.
 - B. **Extension:** Stand upright and hold a stick in both hands behind your back. Move the stick away from your back. Hold the end position for 5 seconds. Relax and return to the starting position. Repeat 10 times.
 - C. **External rotation:** Lie on your back and hold a stick in both hands, palms up. Your upper arms should be resting on the floor, your elbows at your sides and bent 90°. Using your good arm, push your injured arm out away from your body while keeping the elbow of the injured arm at your side. Hold the stretch for 5 seconds. Repeat 10 times.
 - D. **Internal rotation:** Stand upright holding a stick with both hands behind your back. Place the hand on your uninjured side behind your head grasping the stick, and the hand on your injured side behind your back at your waist. Move the stick up and down your back by bending your elbows. Hold the bent position for 5 seconds and then return to the starting position. Repeat 10 times.
 - E. **Shoulder abduction and adduction:** Stand upright and hold a stick with both hands, palms down. Rest the stick against the front of your thighs. While keeping your elbows straight, use your good arm to push your injured arm out to the side and up as high as possible. Hold for 5 seconds. Repeat 10 times.
 - **Scapular range of motion:** Stand and shrug your shoulders up and hold for 5 seconds. Then squeeze your shoulder blades back and together and hold 5 seconds. Next, pull your shoulder blades downward as if putting them in your back pocket. Relax. Repeat this sequence 10 times.
 - **Pectoralis stretch:** Stand in a doorway or corner with both arms on the wall slightly above your head. Slowly lean forward until you feel a stretch in the front of your shoulders. Hold 15 to 30 seconds. Repeat 3 times.
 - **Biceps stretch:** Stand facing a wall (about 6 inches away from the wall). Raise your arm out to your side and place the thumb side of your hand against the wall (palm down). Keep your elbow straight. Rotate your body in the opposite direction of the raised arm until you feel a stretch in your biceps. Hold 15 seconds, repeat 3 times.

Written by Tammy White, M.S., P.T., for McKesson Provider Technologies.

Last modified: 2003-07-28

Last reviewed: 2004-02-03

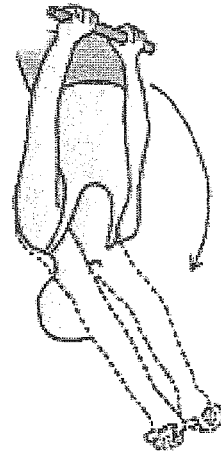
This content is reviewed periodically and is subject to change as new health information becomes available. The information is intended to inform and educate and is not a replacement for medical evaluation, advice, diagnosis or treatment by a healthcare professional.

Sports Medicine Advisor 2005, 4 Index


Sports Medicine Advisor 2005, 4 Credits

Copyright © 2005 McKesson Corporation and/or one of its subsidiaries. All Rights Reserved.

Frozen Shoulder Exercises

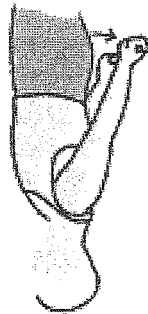
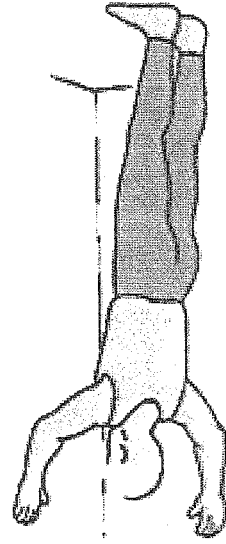


Shoulder flexion



External rotation

Pectoralis stretch


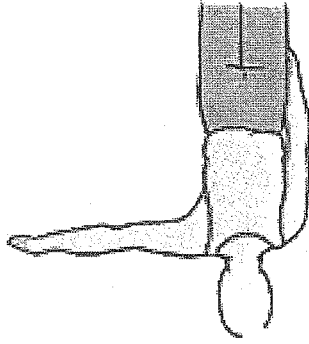


Shoulder extension




Internal rotation

Biceps stretch



Shoulder abduction



Scapular range of motion